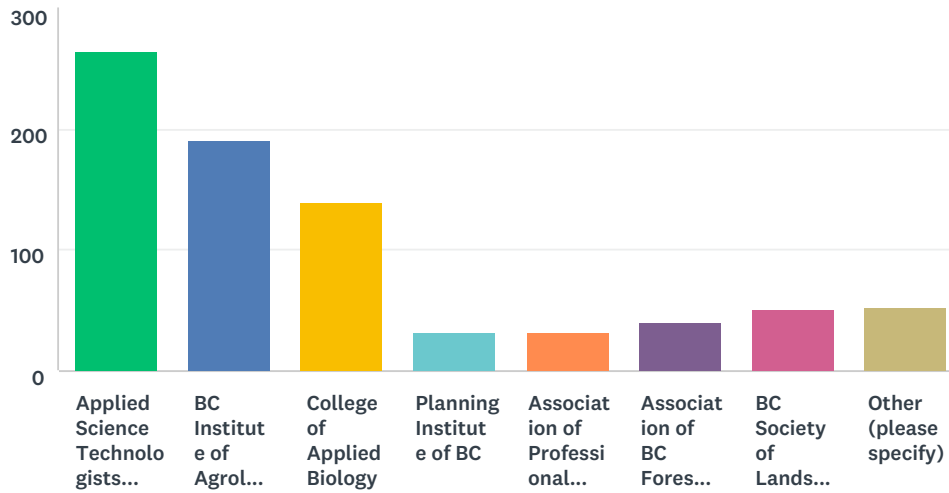


Q1 I belong to the following professional association(s):

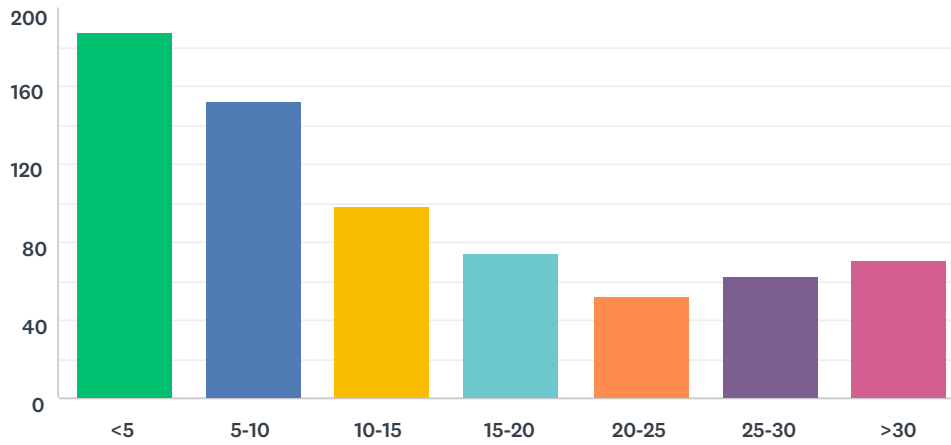
Answered: 699 Skipped: 4



| ANSWER CHOICES | RESPONSES | |
|------------------------------------------------------------------------------------------|-----------|-----|
| Applied Science Technologists and Technicians of BC | 37.77% | 264 |
| BC Institute of Agrologists | 27.32% | 191 |
| College of Applied Biology | 20.03% | 140 |
| Planning Institute of BC | 4.43% | 31 |
| Association of Professional Engineers and Geoscientists (Engineers and Geoscientists BC) | 4.58% | 32 |
| Association of BC Forest Professionals | 5.87% | 41 |
| BC Society of Landscape Architects | 7.30% | 51 |
| Other (please specify) | 7.44% | 52 |
| Total Respondents: 699 | | |

Q2 I have been a member of my professional association for (years):

Answered: 699 Skipped: 4

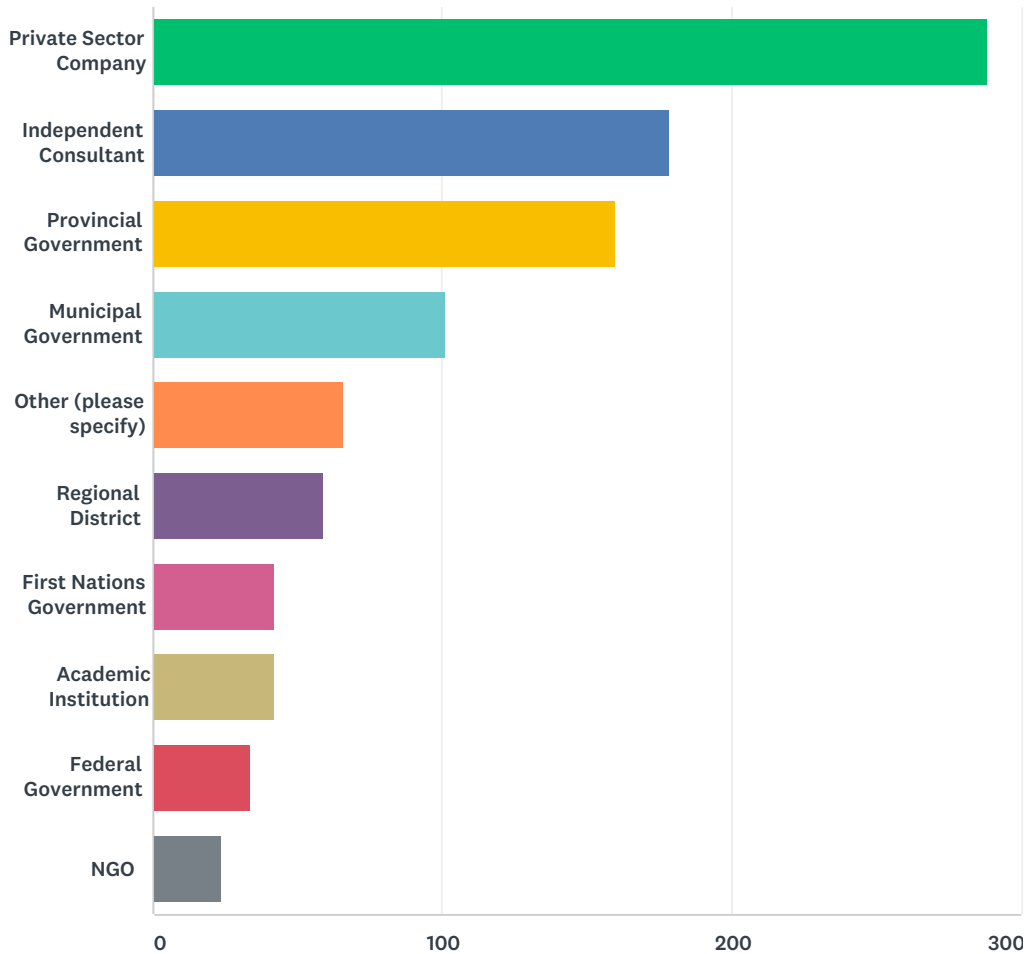


| ANSWER CHOICES | RESPONSES | |
|----------------|-----------|------------|
| <5 (1) | 26.90% | 188 |
| 5-10 (2) | 21.89% | 153 |
| 10-15 (3) | 14.16% | 99 |
| 15-20 (4) | 10.59% | 74 |
| 20-25 (5) | 7.44% | 52 |
| 25-30 (6) | 8.87% | 62 |
| >30 (7) | 10.16% | 71 |
| TOTAL | | 699 |

| BASIC STATISTICS | | | | |
|------------------|---------|--------|------|--------------------|
| Minimum | Maximum | Median | Mean | Standard Deviation |
| 1.00 | 7.00 | 3.00 | 3.17 | 2.02 |

Q3 I currently work for the following types of organization(s) (select all that apply):

Answered: 700 Skipped: 3

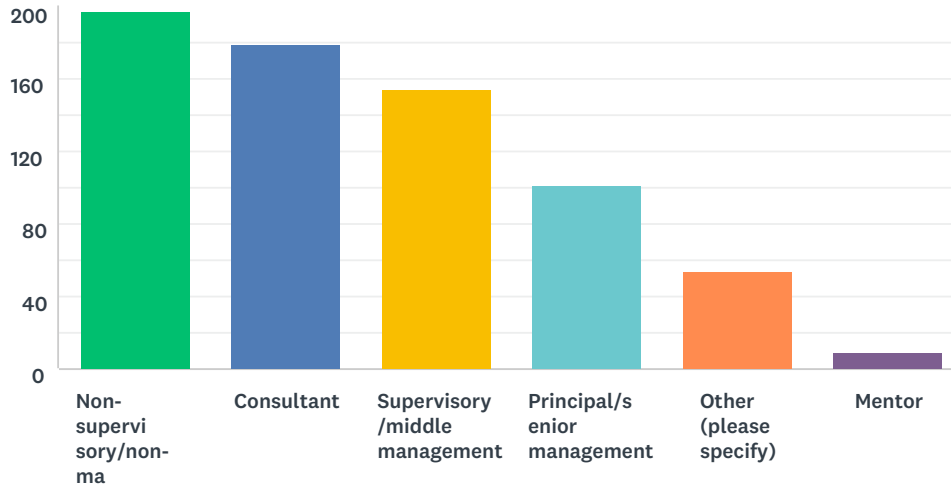


| ANSWER CHOICES | RESPONSES | |
|--------------------------|-----------|-----|
| Private Sector Company | 41.29% | 289 |
| Independent Consultant | 25.57% | 179 |
| Provincial Government | 22.86% | 160 |
| Municipal Government | 14.43% | 101 |
| Other (please specify) | 9.43% | 66 |
| Regional District | 8.43% | 59 |
| First Nations Government | 6.00% | 42 |
| Academic Institution | 6.00% | 42 |
| Federal Government | 4.86% | 34 |
| NGO | 3.43% | 24 |

Total Respondents: 700

Q4 My primary role is:

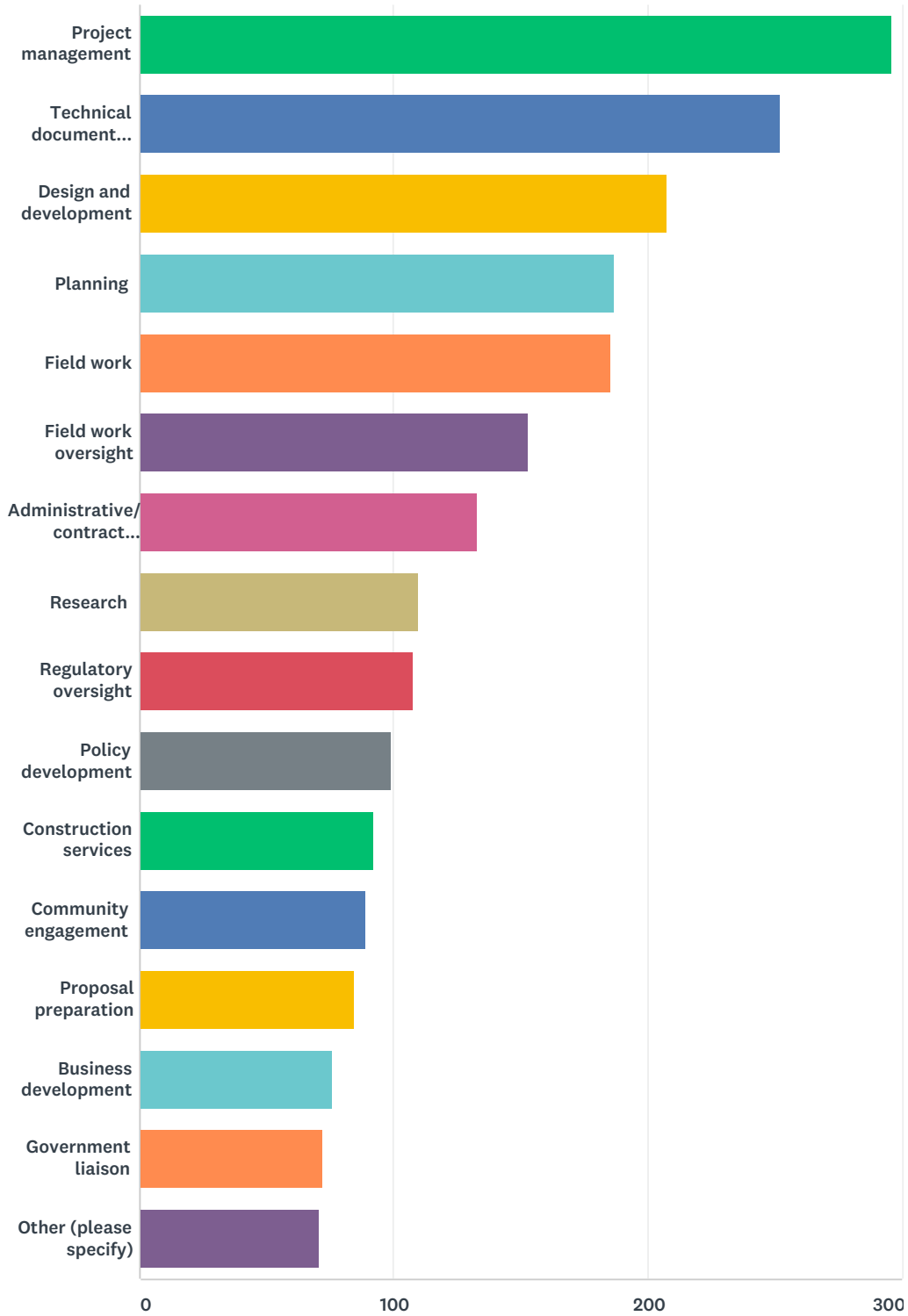
Answered: 694 Skipped: 9



| ANSWER CHOICES | RESPONSES |
|--------------------------------|------------|
| Non-supervisory/non-management | 28.39% 197 |
| Consultant | 25.79% 179 |
| Supervisory/middle management | 22.19% 154 |
| Principal/senior management | 14.55% 101 |
| Other (please specify) | 7.78% 54 |
| Mentor | 1.30% 9 |
| TOTAL | 694 |

Q5 My primary job responsibilities are (select the top 3 that apply):

Answered: 695 Skipped: 8



| ANSWER CHOICES | RESPONSES |
|--------------------|------------|
| Project management | 42.59% 296 |

Inspiring Climate Action: BC Professionals Adaptation Network Survey

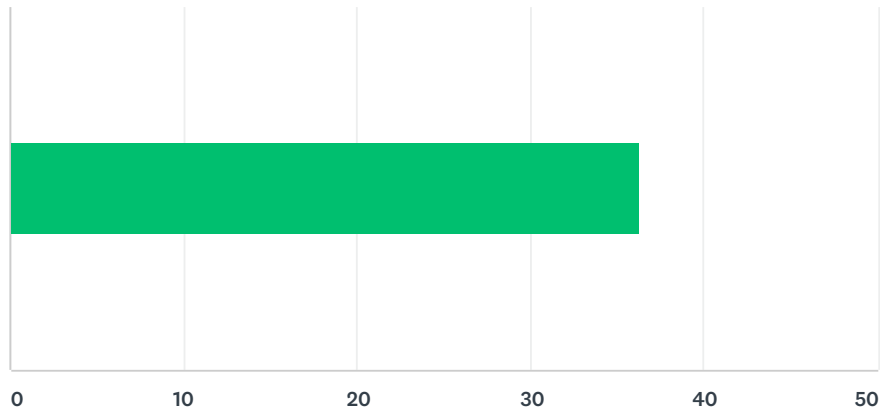
| | | |
|----------------------------------------|--------|-----|
| Technical document preparation | 36.26% | 252 |
| Design and development | 29.93% | 208 |
| Planning | 26.91% | 187 |
| Field work | 26.76% | 186 |
| Field work oversight | 22.01% | 153 |
| Administrative/contract administration | 19.14% | 133 |
| Research | 15.83% | 110 |
| Regulatory oversight | 15.54% | 108 |
| Policy development | 14.24% | 99 |
| Construction services | 13.24% | 92 |
| Community engagement | 12.81% | 89 |
| Proposal preparation | 12.23% | 85 |
| Business development | 10.94% | 76 |
| Government liaison | 10.36% | 72 |
| Other (please specify) | 10.22% | 71 |
| Total Respondents: 695 | | |

Q6 My job title is:

Answered: 664 Skipped: 39

Q7 I have professional experience working with and/or for Indigenous Nations, communities or organizations.

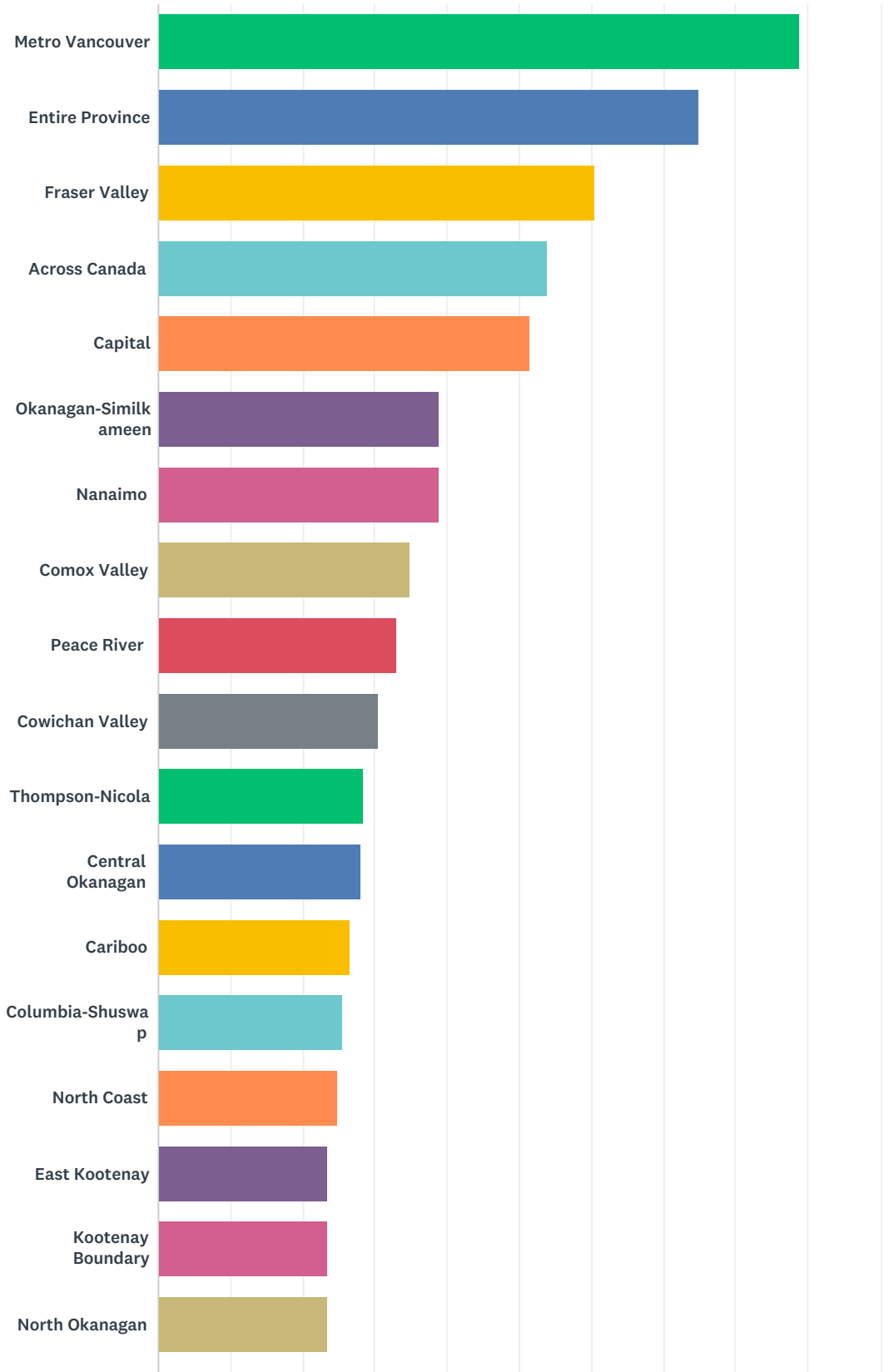
Answered: 644 Skipped: 59



| ANSWER CHOICES | AVERAGE NUMBER | TOTAL NUMBER | RESPONSES |
|------------------------|----------------|--------------|-----------|
| | 36 | 23,368 | 644 |
| Total Respondents: 644 | | | |

Q8 My work focuses primarily in the following geographic area(s) (select all that apply):

Answered: 687 Skipped: 16



Inspiring Climate Action: BC Professionals Adaptation Network Survey



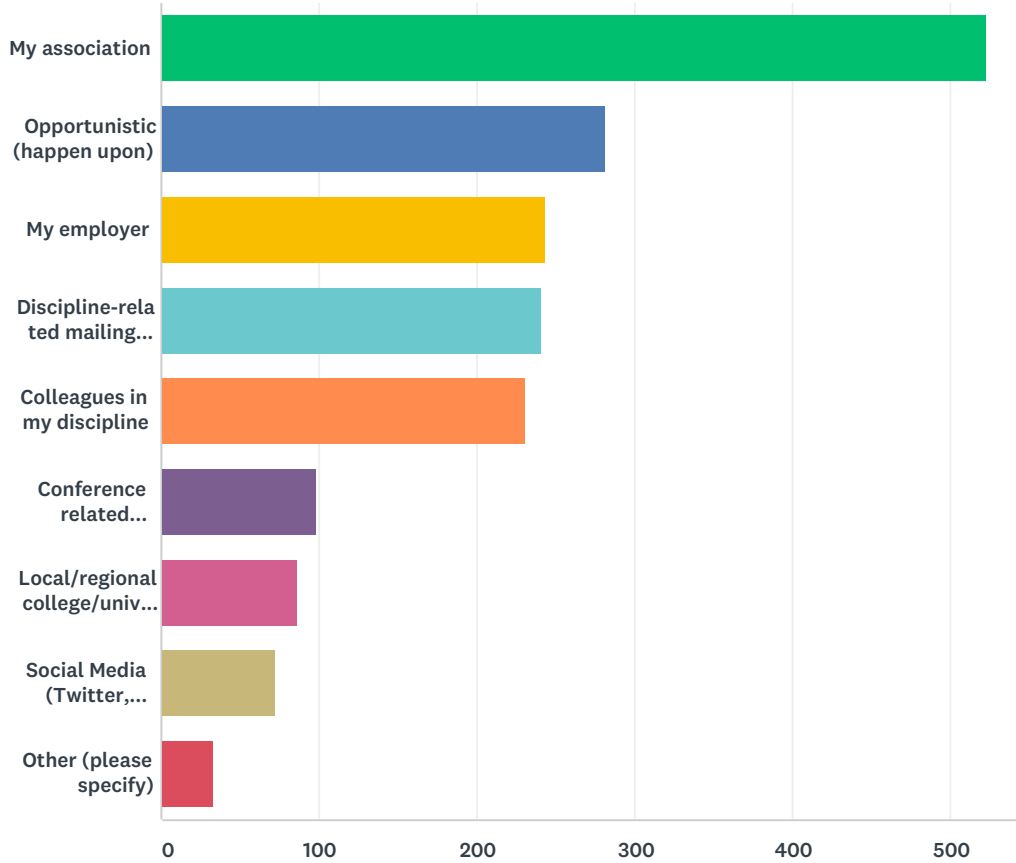
| ANSWER CHOICES | RESPONSES | |
|----------------------|-----------|-----|
| Metro Vancouver | 25.91% | 178 |
| Entire Province | 21.83% | 150 |
| Fraser Valley | 17.61% | 121 |
| Across Canada | 15.72% | 108 |
| Capital | 14.99% | 103 |
| Okanagan-Similkameen | 11.35% | 78 |
| Nanaimo | 11.35% | 78 |
| Comox Valley | 10.19% | 70 |
| Peace River | 9.61% | 66 |
| Cowichan Valley | 8.88% | 61 |

Inspiring Climate Action: BC Professionals Adaptation Network Survey

| | | |
|------------------------|-------|----|
| Thompson-Nicola | 8.30% | 57 |
| Central Okanagan | 8.15% | 56 |
| Cariboo | 7.71% | 53 |
| Columbia-Shuswap | 7.42% | 51 |
| North Coast | 7.28% | 50 |
| East Kootenay | 6.84% | 47 |
| Kootenay Boundary | 6.84% | 47 |
| North Okanagan | 6.84% | 47 |
| Alberni-Clayoquot | 6.55% | 45 |
| Bulkley-Nechako | 6.40% | 44 |
| Fraser-Fort George | 6.40% | 44 |
| Sunshine Coast | 6.11% | 42 |
| Squamish-Lillooet | 6.11% | 42 |
| Central Kootenay | 5.82% | 40 |
| Strathcona | 5.53% | 38 |
| Central Coast | 5.39% | 37 |
| Kitimat-Stikine | 5.24% | 36 |
| Powell River | 3.64% | 25 |
| Mount Waddington | 3.49% | 24 |
| Stikine | 3.06% | 21 |
| Northern Rockies | 3.06% | 21 |
| Total Respondents: 687 | | |

Q9 I learn about Continuing Professional Development (CPD) offerings primarily through (check all that apply):

Answered: 641 Skipped: 62



| ANSWER CHOICES | RESPONSES | |
|---------------------------------------------|-----------|-----|
| My association | 81.75% | 524 |
| Opportunistic (happen upon) | 43.99% | 282 |
| My employer | 38.07% | 244 |
| Discipline-related mailing lists | 37.75% | 242 |
| Colleagues in my discipline | 36.04% | 231 |
| Conference related brochures | 15.44% | 99 |
| Local/regional college/university calendars | 13.42% | 86 |
| Social Media (Twitter, Facebook, LinkedIn) | 11.39% | 73 |
| Other (please specify) | 5.15% | 33 |
| Total Respondents: 641 | | |

Q10 On average, I (or my employer) will spend this amount on my CPD annually:

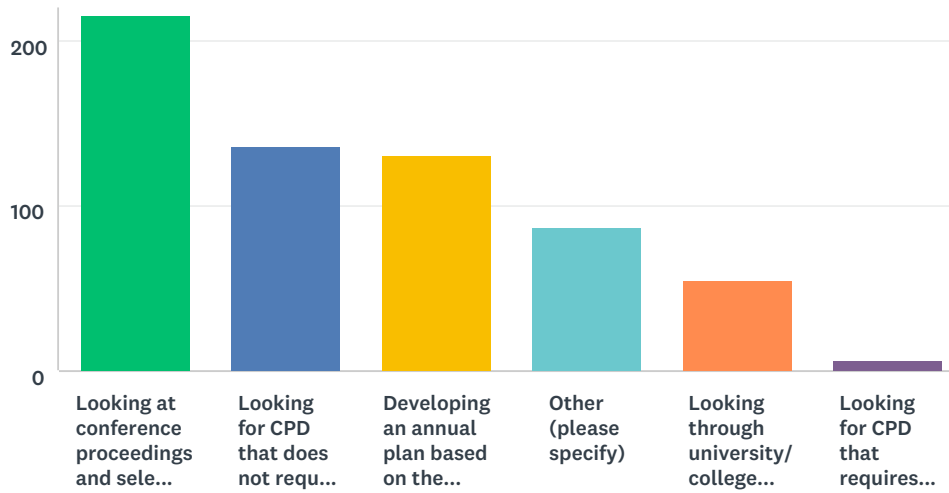
Answered: 640 Skipped: 63



| ANSWER CHOICES | RESPONSES | |
|--------------------------------------------------------------------------------------------------------------------------|-----------|------------|
| \$0 | 4.69% | 30 |
| \$1- \$100 | 5.63% | 36 |
| \$100-\$300 | 14.53% | 93 |
| \$300 - \$800 | 28.44% | 182 |
| More | 20.94% | 134 |
| Unsure | 13.59% | 87 |
| My employer supports annual CPD through paid time off to attend course(s) and/or provides a stipend to pay for course(s) | 12.19% | 78 |
| TOTAL | | 640 |

Q11 I primarily decide on my CPD by:

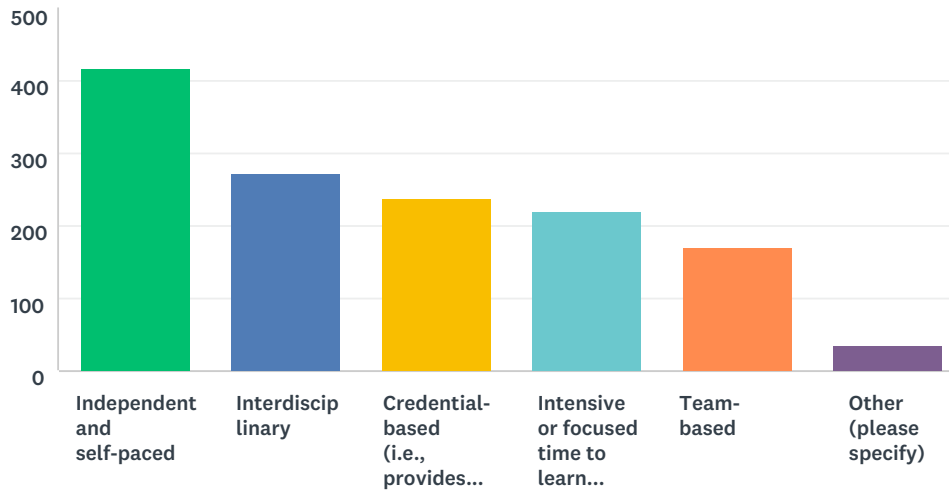
Answered: 632 Skipped: 71



| ANSWER CHOICES | RESPONSES | |
|---------------------------------------------------------------------------------------------|-----------|------------|
| Looking at conference proceedings and select related workshops | 34.18% | 216 |
| Looking for CPD that does not require travel | 21.52% | 136 |
| Developing an annual plan based on the calendar or fiscal year (on my own/or with employer) | 20.73% | 131 |
| Other (please specify) | 13.77% | 87 |
| Looking through university/college calendars and selecting training that interest me | 8.70% | 55 |
| Looking for CPD that requires travel | 1.11% | 7 |
| TOTAL | | 632 |

Q12 My preferred approach to learning is (check all that apply):

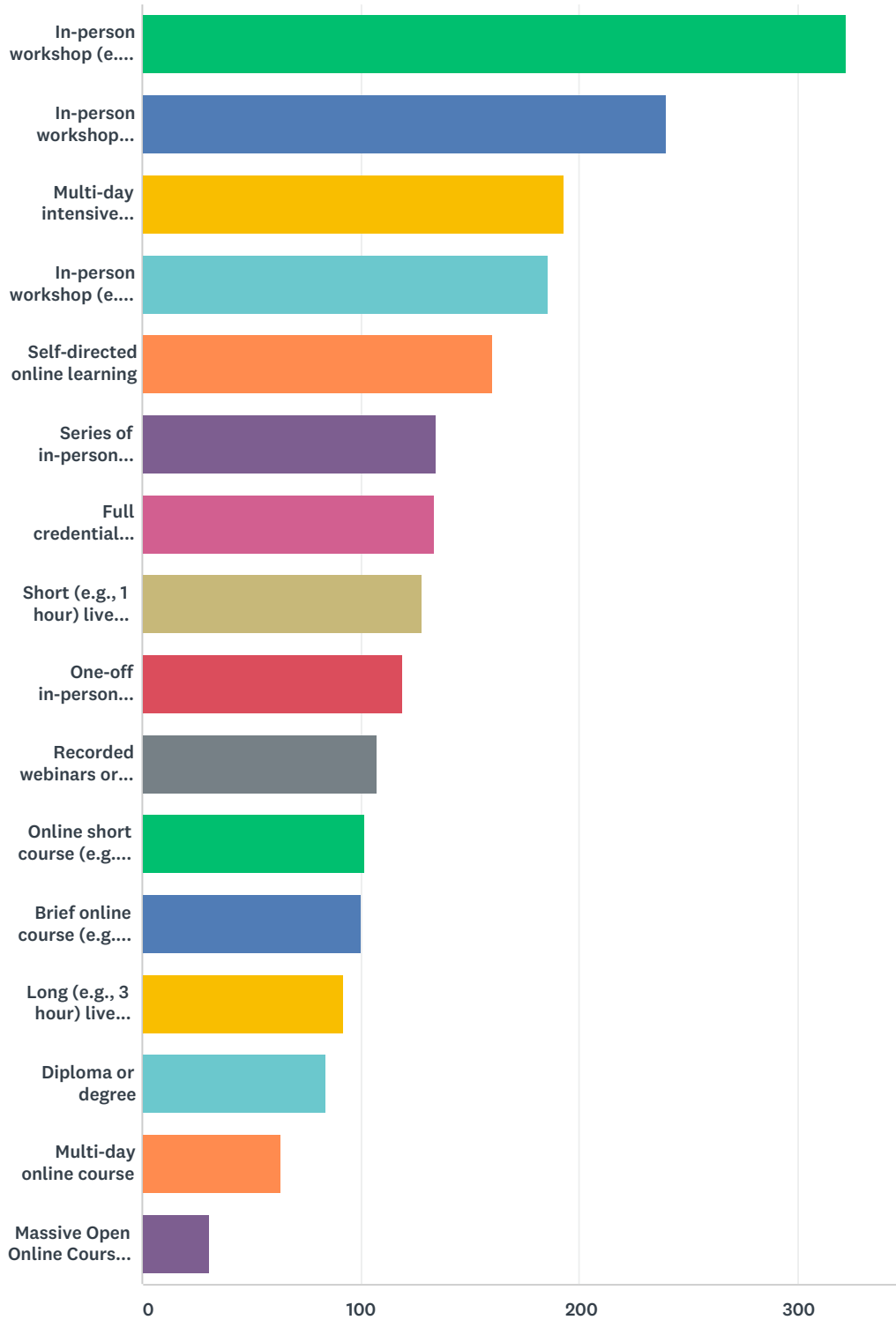
Answered: 639 Skipped: 64



| ANSWER CHOICES | RESPONSES | |
|---------------------------------------------------------------------|-----------|-----|
| Independent and self-paced | 65.26% | 417 |
| Interdisciplinary | 42.72% | 273 |
| Credential-based (i.e., provides a certificate or other credential) | 37.09% | 237 |
| Intensive or focused time to learn deeply | 34.27% | 219 |
| Team-based | 26.76% | 171 |
| Other (please specify) | 5.63% | 36 |
| Total Respondents: 639 | | |

Q13 If I were to participate in CPD where cost is NOT an issue, I would prefer (select your top 3 choices):

Answered: 634 Skipped: 69



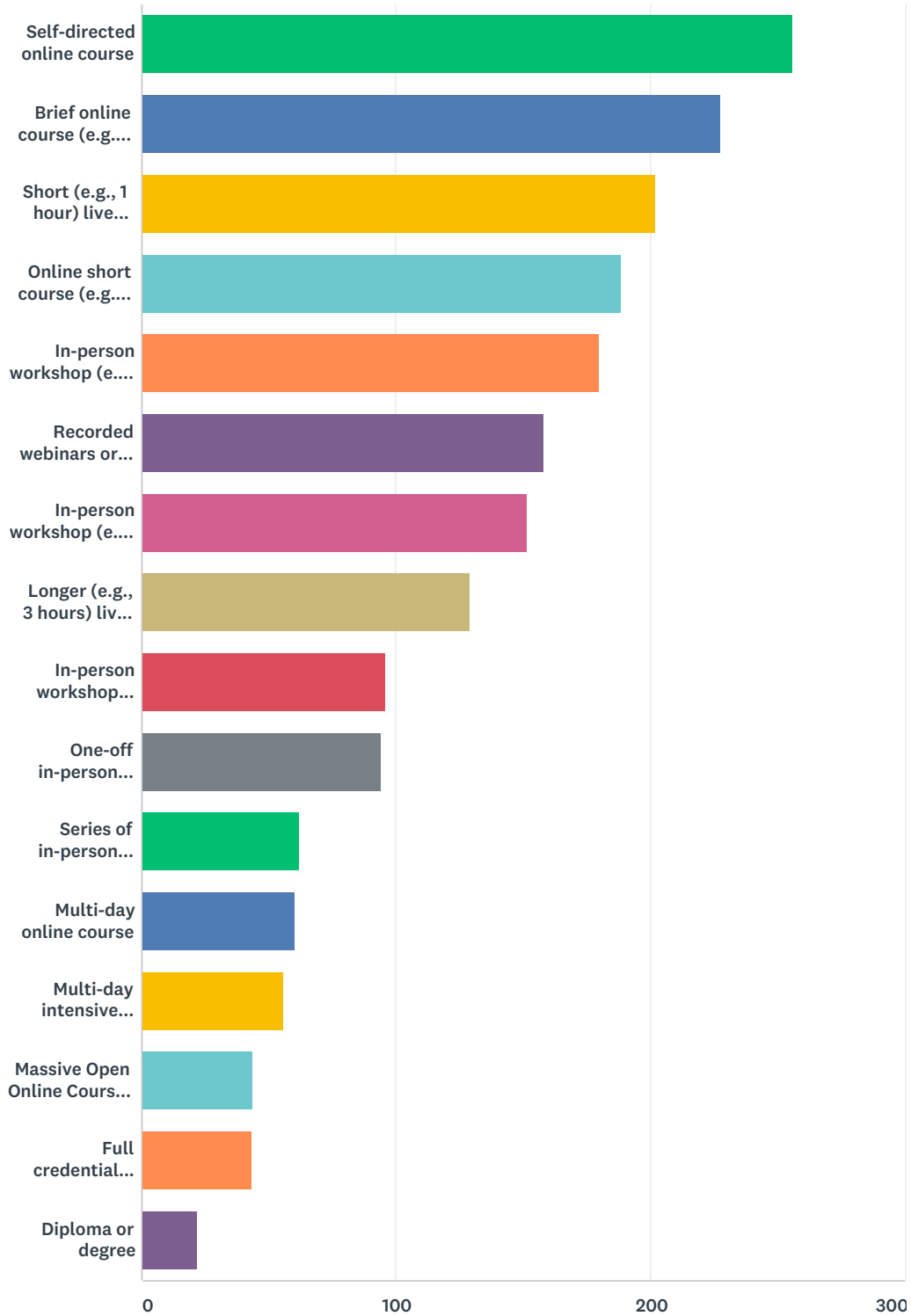
| ANSWER CHOICES | RESPONSES |
|----------------|-----------|
|----------------|-----------|

Inspiring Climate Action: BC Professionals Adaptation Network Survey

| | | |
|------------------------------------------------------------------------------------------------|--------|-----|
| In-person workshop (e.g., full day) | 50.79% | 322 |
| In-person workshop associated with a professional conference (half to full day) | 37.85% | 240 |
| Multi-day intensive in-person course | 30.44% | 193 |
| In-person workshop (e.g., half day) | 29.34% | 186 |
| Self-directed online learning | 25.24% | 160 |
| Series of in-person lectures/classes (multiple days over a few weeks or months) | 21.29% | 135 |
| Full credential course | 21.14% | 134 |
| Short (e.g., 1 hour) live webinar with opportunity to ask questions and hear others' questions | 20.19% | 128 |
| One-off in-person lecture/class | 18.77% | 119 |
| Recorded webinars or podcasts | 17.03% | 108 |
| Online short course (e.g., 1 day) | 16.09% | 102 |
| Brief online course (e.g., 1 hour) | 15.77% | 100 |
| Long (e.g., 3 hour) live webinar with opportunity to ask questions and hear others' questions | 14.51% | 92 |
| Diploma or degree | 13.25% | 84 |
| Multi-day online course | 10.09% | 64 |
| Massive Open Online Course (MOOC) | 4.89% | 31 |
| Total Respondents: 634 | | |

Q14 If I were to participate in CPD where cost IS an issue, I would find the following options the most preferable (select your top 3 choices):

Answered: 627 Skipped: 76



ANSWER CHOICES

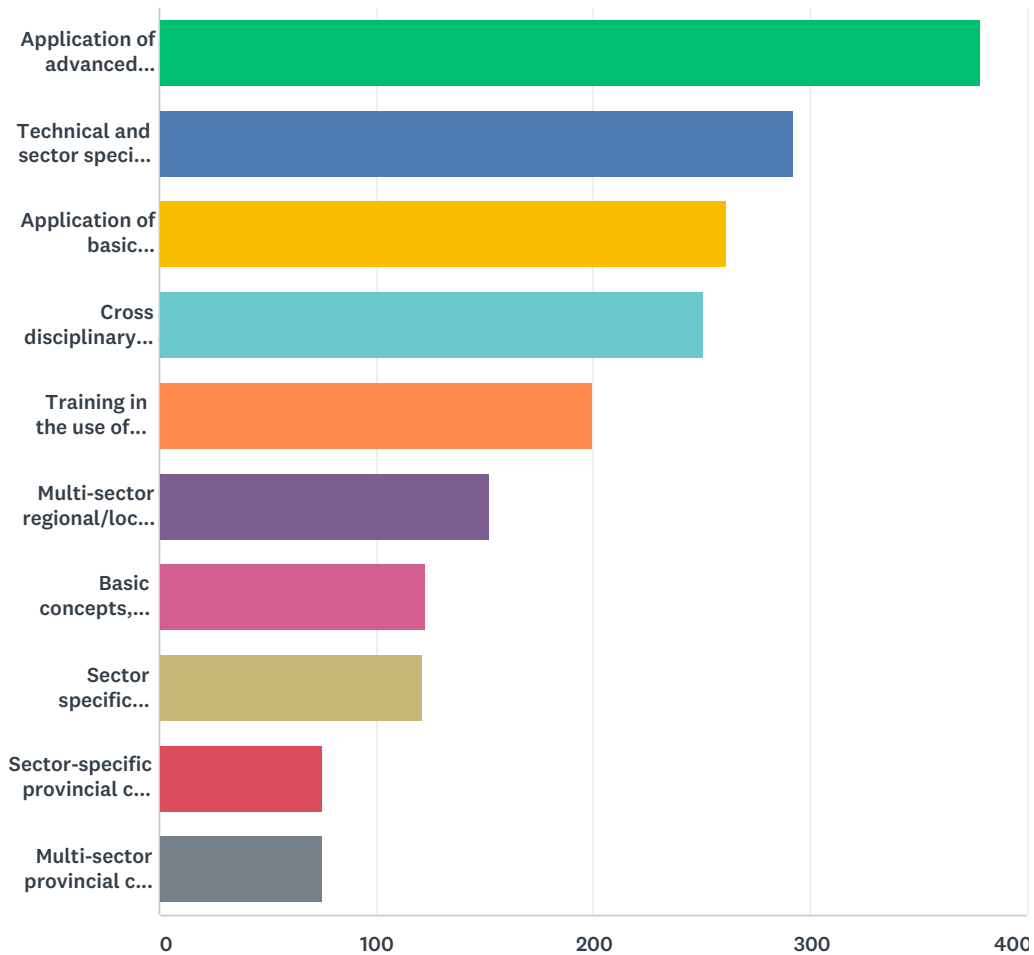
RESPONSES

Inspiring Climate Action: BC Professionals Adaptation Network Survey

| | | |
|--------------------------------------------------------------------------------------------------|--------|-----|
| Self-directed online course | 40.83% | 256 |
| Brief online course (e.g., 1 hour) | 36.36% | 228 |
| Short (e.g., 1 hour) live webinar with opportunity to ask questions and hear others' questions | 32.22% | 202 |
| Online short course (e.g., 1 day) | 30.14% | 189 |
| In-person workshop (e.g., full day) | 28.71% | 180 |
| Recorded webinars or podcasts | 25.20% | 158 |
| In-person workshop (e.g., half day) | 24.24% | 152 |
| Longer (e.g., 3 hours) live webinar with opportunity to ask questions and hear others' questions | 20.57% | 129 |
| In-person workshop associated with a professional conference (half to full day) | 15.31% | 96 |
| One-off in-person lecture/class | 14.99% | 94 |
| Series of in-person lectures/classes (multiple days over few months) | 9.89% | 62 |
| Multi-day online course | 9.57% | 60 |
| Multi-day intensive in-person course | 8.93% | 56 |
| Massive Open Online Course (MOOC) | 7.02% | 44 |
| Full credential course | 6.86% | 43 |
| Diploma or degree | 3.51% | 22 |
| Total Respondents: 627 | | |

Q15 When thinking about taking CPD focused on climate change adaptation, I would find these of greatest interest (select your top 3 choices):

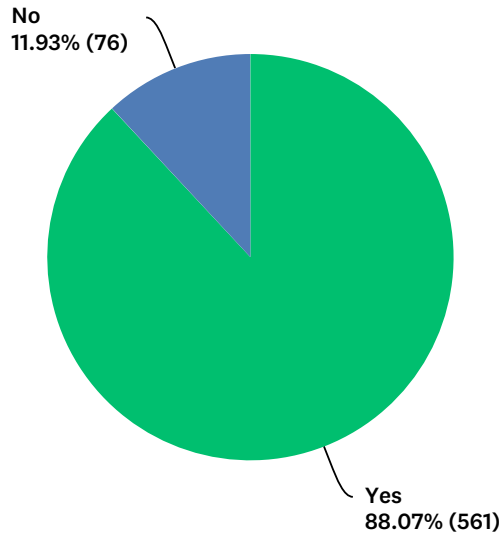
Answered: 628 Skipped: 75



| ANSWER CHOICES | PERCENTAGE | RESPONSES |
|----------------------------------------------------------------------------------------------------------------|------------|-----------|
| Application of advanced principles, concepts, processes of climate change adaptation specific to my profession | 60.35% | 379 |
| Technical and sector specific knowledge and practices | 46.66% | 293 |
| Application of basic principles, concepts, processes of climate change adaptation specific to my profession | 41.72% | 262 |
| Cross disciplinary scenarios/experiences focused on sharing knowledge and practices | 39.97% | 251 |
| Training in the use of specific adaptation tools | 31.85% | 200 |
| Multi-sector regional/local case studies | 24.20% | 152 |
| Basic concepts, principles and processes of climate change and adaptation | 19.59% | 123 |
| Sector specific regional/local case studies | 19.27% | 121 |
| Sector-specific provincial case studies | 11.94% | 75 |
| Multi-sector provincial case studies | 11.94% | 75 |

Q16 I am motivated to understand and consider the impacts of climate change in my current work/profession.

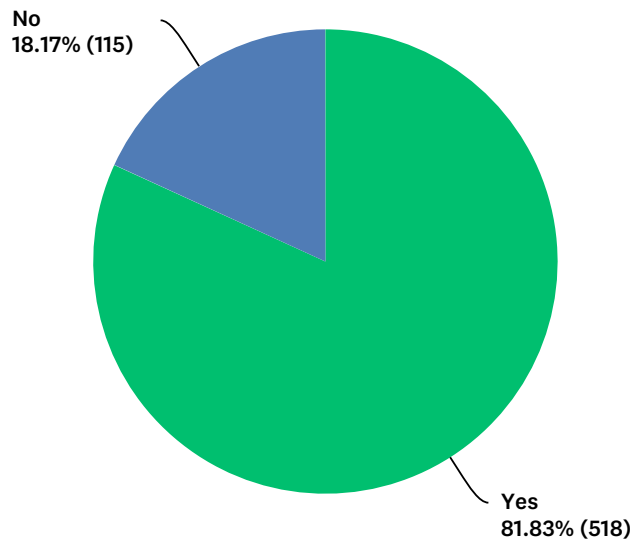
Answered: 637 Skipped: 66



| ANSWER CHOICES | RESPONSES | |
|----------------|-----------|-----|
| Yes | 88.07% | 561 |
| No | 11.93% | 76 |
| TOTAL | | 637 |

Q17 I am motivated to take climate change adaptation CPD:

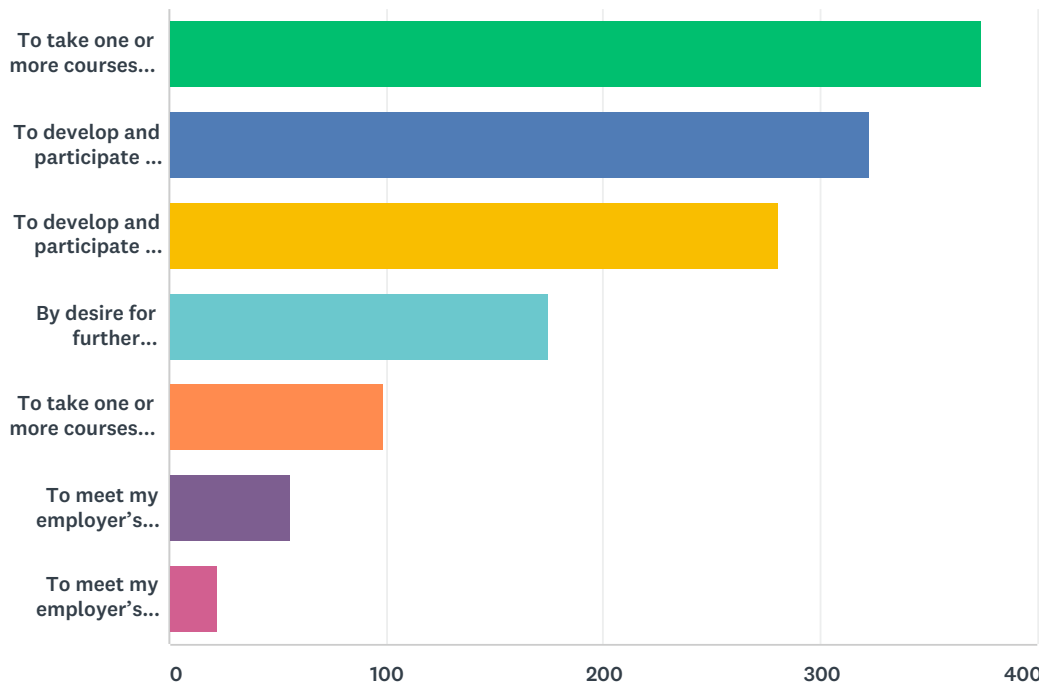
Answered: 633 Skipped: 70



| ANSWER CHOICES | RESPONSES | |
|----------------|-----------|-----|
| Yes | 81.83% | 518 |
| No | 18.17% | 115 |
| TOTAL | | 633 |

Q18 If you said yes to Q17, what is your motivation to take climate change adaptation CPD? (select top 3 choices):

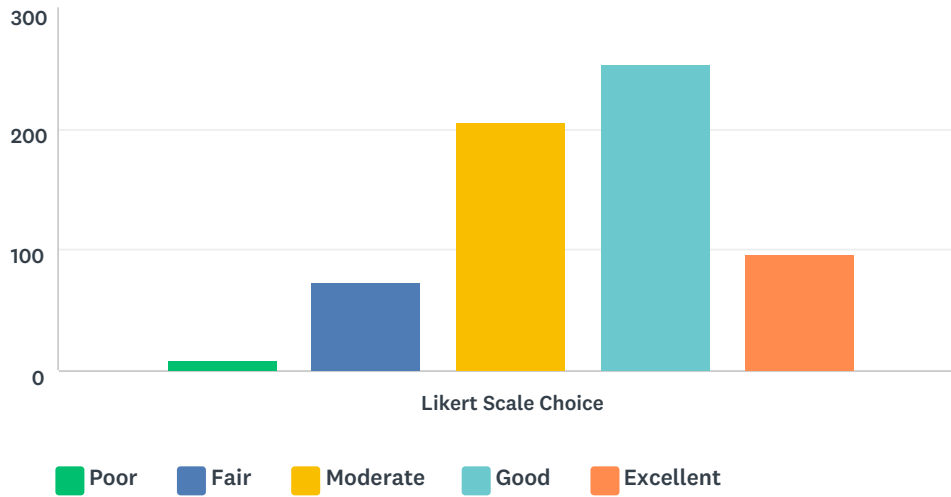
Answered: 520 Skipped: 183



| ANSWER CHOICES | RESPONSES |
|----------------------------------------------------------------------------------------------------------------------------------|------------|
| To take one or more courses as part of professional learning | 72.12% 375 |
| To develop and participate in an interdisciplinary learning community focused on climate change adaptation issues and practices | 62.12% 323 |
| To develop and participate in a discipline specific learning community focused on climate change adaptation issues and practices | 54.04% 281 |
| By desire for further professional credentialing (e.g., certificate) | 33.65% 175 |
| To take one or more courses to advance my firms competitive advantage | 19.04% 99 |
| To meet my employer's requirements for current job | 10.77% 56 |
| To meet my employer's requirements for promotion | 4.42% 23 |
| Total Respondents: 520 | |

Q19 I would rate my understanding of climate change as:

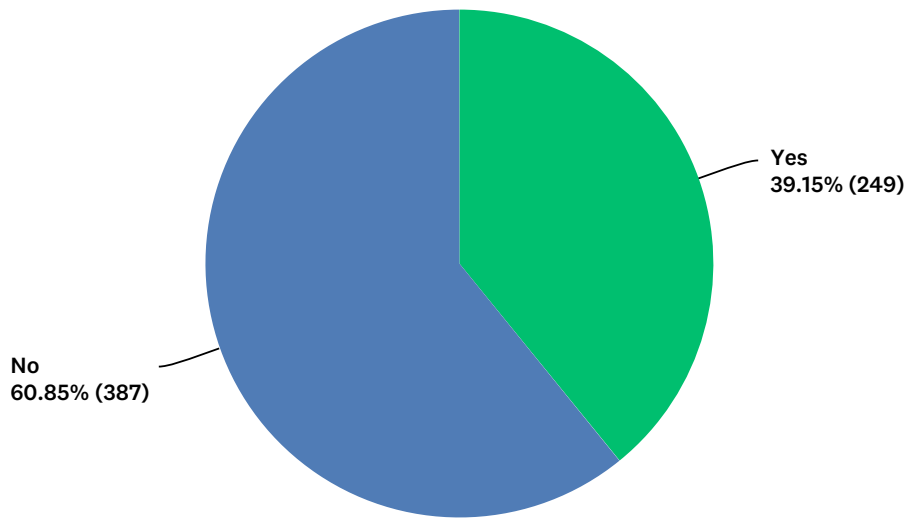
Answered: 637 Skipped: 66



| | POOR | FAIR | MODERATE | GOOD | EXCELLENT | TOTAL | WEIGHTED AVERAGE |
|---------------------|-------|--------|----------|--------|-----------|-------|------------------|
| Likert Scale Choice | 1.41% | 11.46% | 32.18% | 39.87% | 15.07% | 637 | 3.56 |
| | 9 | 73 | 205 | 254 | 96 | | |

Q20 I have participated in climate change adaptation CPD previously:

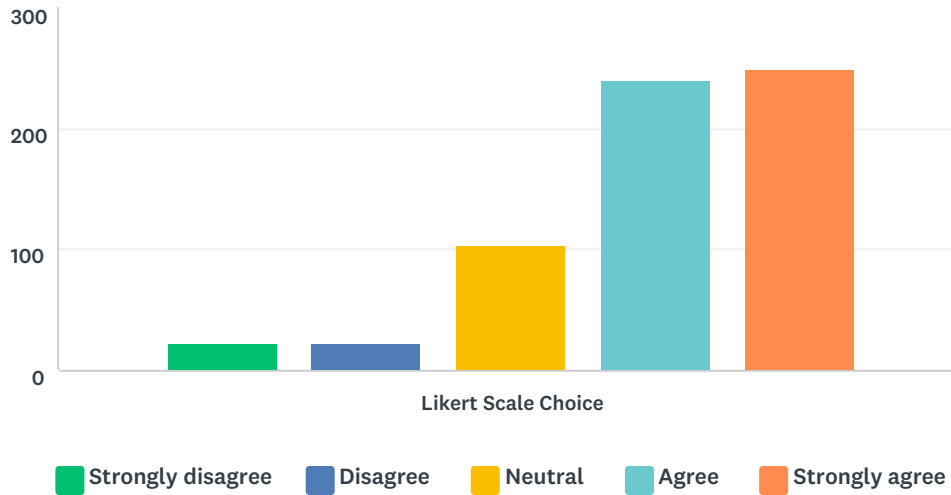
Answered: 636 Skipped: 67



| ANSWER CHOICES | RESPONSES | |
|----------------|-----------|-----|
| Yes | 39.15% | 249 |
| No | 60.85% | 387 |
| TOTAL | | 636 |

Q21 I believe my work requires, or will require, an understanding and integration of climate change adaptation.

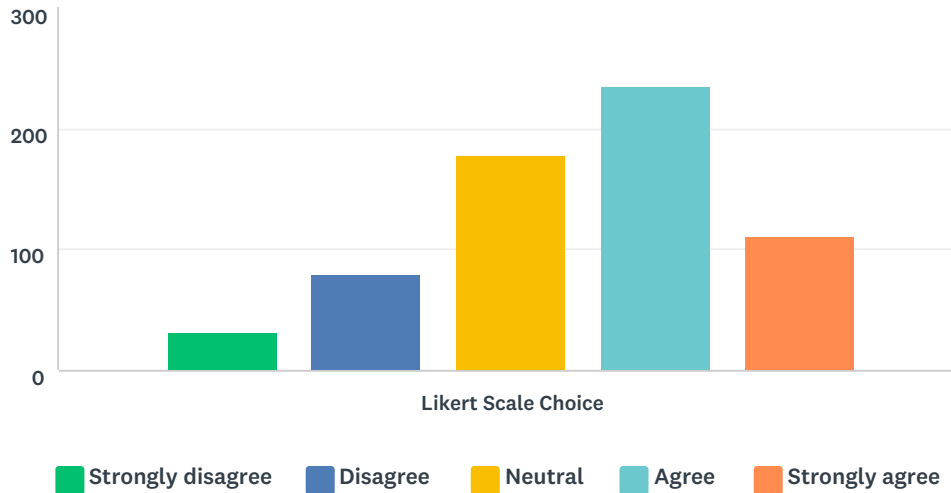
Answered: 637 Skipped: 66



| | STRONGLY DISAGREE | DISAGREE | NEUTRAL | AGREE | STRONGLY AGREE | TOTAL | WEIGHTED AVERAGE |
|---------------------|-------------------|-------------|---------------|---------------|----------------|-------|------------------|
| Likert Scale Choice | 3.61% 23 | 3.45% 22 | 16.17% 103 | 37.68% 240 | 39.09% 249 | 637 | 4.05 |

Q22 I currently integrate a consideration of climate change adaptation in my work.

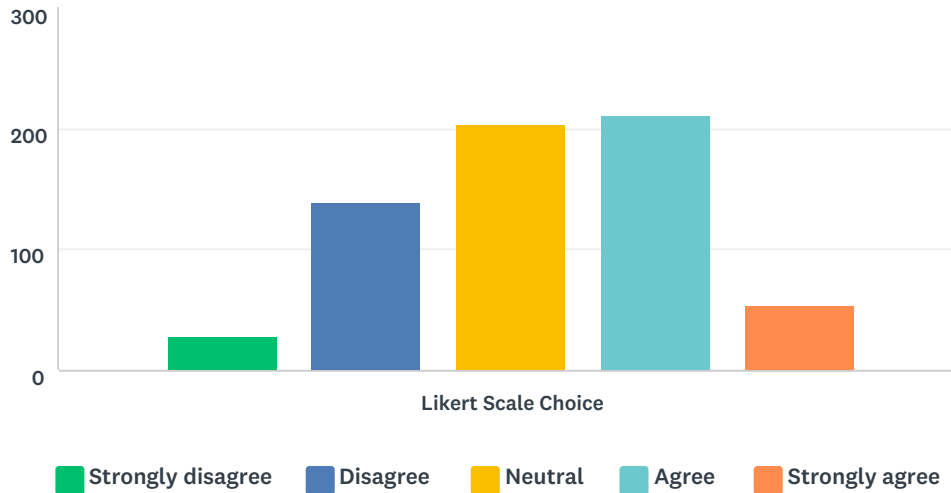
Answered: 635 Skipped: 68



| | STRONGLY DISAGREE | DISAGREE | NEUTRAL | AGREE | STRONGLY AGREE | TOTAL | WEIGHTED AVERAGE |
|---------------------|-------------------|----------|---------|--------|----------------|-------|------------------|
| Likert Scale Choice | 4.88% | 12.44% | 28.19% | 37.01% | 17.48% | 635 | 3.50 |
| | 31 | 79 | 179 | 235 | 111 | | |

Q23 I am aware of climate change adaptation-specific tools and frameworks relevant to my field.

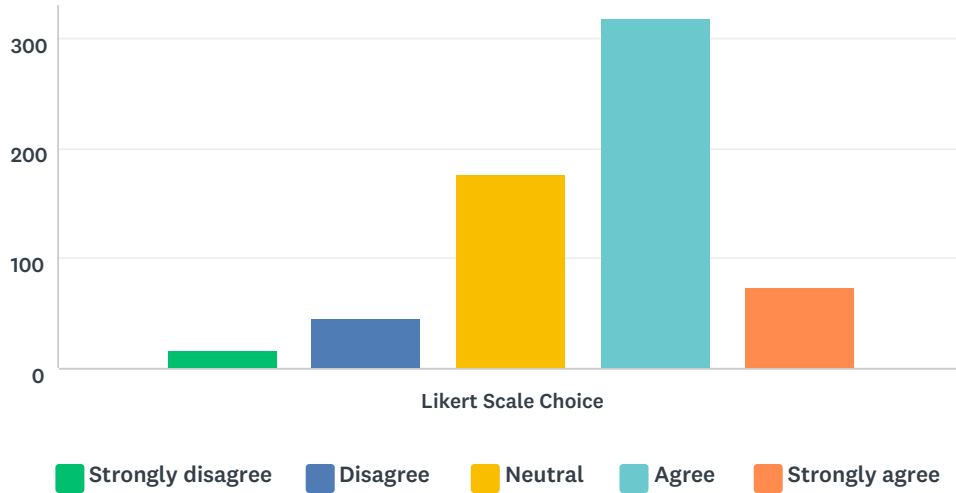
Answered: 637 Skipped: 66



| | STRONGLY DISAGREE | DISAGREE | NEUTRAL | AGREE | STRONGLY AGREE | TOTAL | WEIGHTED AVERAGE |
|---------------------|-------------------|----------|---------|--------|----------------|-------|------------------|
| Likert Scale Choice | 4.40% | 21.98% | 32.03% | 33.12% | 8.48% | 637 | 3.19 |
| | 28 | 140 | 204 | 211 | 54 | | |

Q24 I think the most effective climate change adaptation CPD would bring professionals together within my discipline/sector.

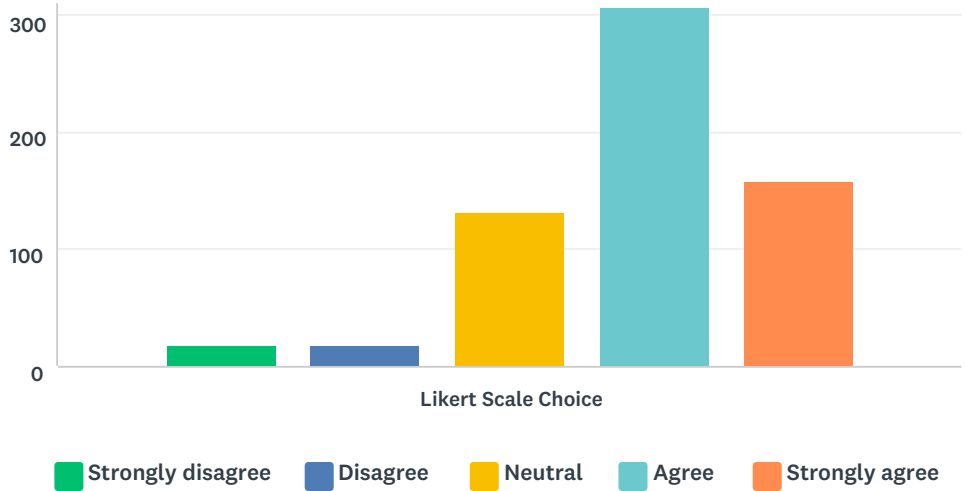
Answered: 633 Skipped: 70



| | STRONGLY DISAGREE | DISAGREE | NEUTRAL | AGREE | STRONGLY AGREE | TOTAL | WEIGHTED AVERAGE |
|---------------------|-------------------|-------------|---------------|---------------|----------------|-------|------------------|
| Likert Scale Choice | 2.69% 17 | 7.27% 46 | 27.96% 177 | 50.39% 319 | 11.69% 74 | 633 | 3.61 |

Q25 I think the most effective climate change adaptation CPD would bring professionals together from multiple disciplines/sectors.

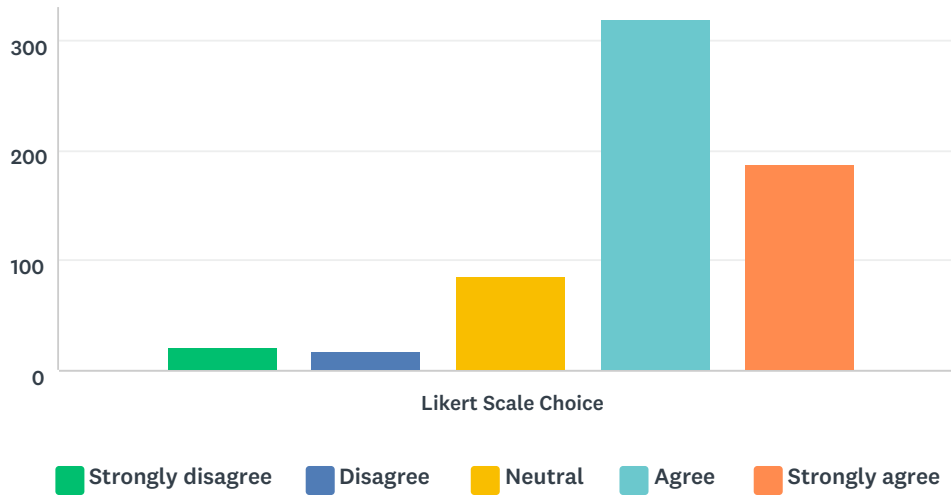
Answered: 632 Skipped: 71



| | STRONGLY DISAGREE | DISAGREE | NEUTRAL | AGREE | STRONGLY AGREE | TOTAL | WEIGHTED AVERAGE |
|---------------------|-------------------|----------|---------|--------|----------------|-------|------------------|
| Likert Scale Choice | 2.85% | 2.85% | 20.73% | 48.58% | 25.00% | 632 | 3.90 |
| | 18 | 18 | 131 | 307 | 158 | | |

Q26 I would take climate change adaptation CPD in the next 1-3 years if it were available.

Answered: 634 Skipped: 69



| | STRONGLY DISAGREE | DISAGREE | NEUTRAL | AGREE | STRONGLY AGREE | TOTAL | WEIGHTED AVERAGE |
|---------------------|-------------------|----------|---------|--------|----------------|-------|------------------|
| Likert Scale Choice | 3.47% | 2.84% | 13.56% | 50.47% | 29.65% | 634 | 4.00 |
| | 22 | 18 | 86 | 320 | 188 | | |

Q27 What specific challenges do you face in integrating a consideration of climate change risks and adaptation in your work? [limit 150 characters]

Answered: 462 Skipped: 241

Q28 What issues related to climate change adaptation do you see as a priority for your profession and/or for your discipline? [limit 150 characters]

Answered: 450 Skipped: 253

Q29 Have you participated in a CPD course that you thought was excellent? What specifically made that course effective? Can you provide the name of the course and by whom it was offered? [limit 150 characters]

Answered: 313 Skipped: 390

Q30 Is there any other information that you think would be important to know about climate change adaptation CPD? [limit 150 characters]

Answered: 258 Skipped: 445