



 CROCHET | SKILL LEVEL: EASY

### MEASUREMENTS

Approx 10" [25.5 cm] wide x 66" [167.5 cm] long.

### GAUGE

13 sc and 14 rows = 4" [10 cm].

### INSTRUCTIONS

**Note:** Ch 2 at beg of row does not count as st.

With MC, ch 39.

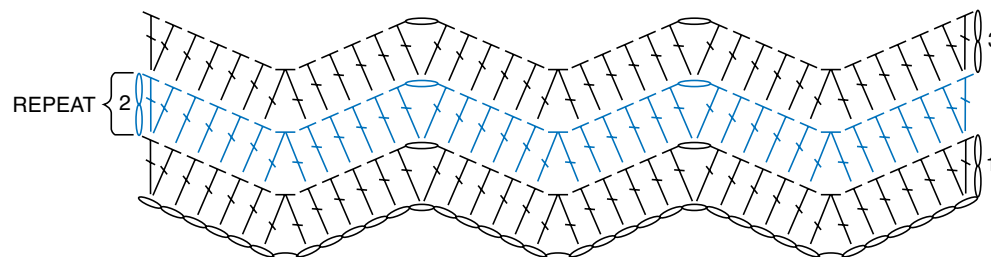
**1st row:** 2 dc in 3rd ch from hook. \*1 dc in each of next 4 ch. *Yoh and draw up a loop in next ch. Yoh and draw through 2 loops on hook. Skip next ch or st. Yoh and draw up a loop in next ch. Yoh and draw through 2 loops on hook. Yoh and draw through all loops on hook – cluster made.* 1 dc in each of next 4 ch. (1 dc. Ch 1. 1 dc) in next ch. Rep from \* once more. 1 dc in each of next 4 ch. Cluster over next 3 ch. 1 dc in each of next 4 ch. 2 dc in last ch. Turn.

**2nd row:** Ch 2. 2 dc in first dc. \*1 dc in each of next 4 dc. Cluster over next 3 sts. 1 dc in each of next 4 dc. (1 dc. Ch 1. 1 dc) in next ch-1 sp. Rep from \* once more. 1 dc in each of next 4 dc. Cluster over next 3 sts. 1 dc in each of next 4 dc. 2 dc in last dc. Turn.




**3rd and 4th rows:** Rep 2nd row. Change to A.

**5th to 10th rows:** With A, rep 2nd row.

**11th to 14th rows:** With MC, rep 2nd row. Rep 5th to 14th rows for Chevron Stripe Pat until Scarf measures approx 66" [167.5 cm], ending on a 14th row. Fasten off.



### STITCH KEY

-  = chain (ch)
-  = double crochet (dc)
-  = Cluster

### MATERIALS

Caron® Simply Soft Stripes™ (4 oz/113 g; 194 yds/177 m)

**Main Color (MC)** Martha's Vineyard (14008) **1 ball**

Caron® Simply Soft™ (6 oz/170 g; 315 yds/288 m)

**Contrast A** Off White (39702) **1 ball**

Size U.S. H/8 (5 mm) crochet hook **or size needed to obtain gauge.**

### ABBREVIATIONS:

**Approx** = Approximate(ly)

**Pat** = Pattern

**St(s)** = Stitch(es)

**Beg** = Begin(ning)

**Rep** = Repeat

**Yoh** = Yarn over hook

**Ch** = Chain(s)

**Sc** = Single crochet

**Dc** = Double crochet

**Sp** = Space